





Terminal blocks



to Type 278

-  **ASP045** page 49
-  **Type 314** page 96
-  **Type 349** page 94
-  **Type 350** page 94

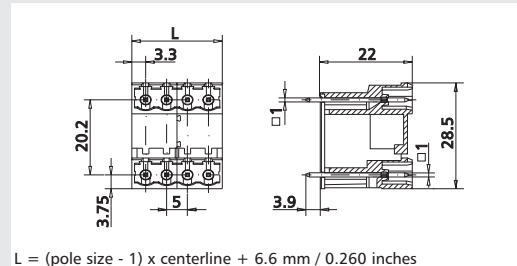
Type 278

Header, centerline 5 mm / 0.197 inches, vertical mounting, square contact pins 1 mm / 0.039 inches, closed ends

Technical Data

 V / A	300 / 15		
	300 V / 4 kV / 12 A		
Insulation co-ordination according to EN 60664-1			
Clearance and creepage distances	min. 4 mm		
Insulating material class	CTI 600		
Overvoltage category	III	III	II
Pollution degree	3	2	2
Rated voltage	320	800	800
Rated test voltage	4	6	4
Protection category according to IEC 60529			
	IP00		
Solder pin dimension	1.0 x 1.0 mm		
Recommended pc board hole dia.	Ø 1.5 mm		
Solder pin length	3.9 mm		
Pole size	4 - 48		
Colour	green		

Dimensions in mm 1 mm = 0.0394 in.



$L = (\text{pole size} - 1) \times \text{centerline} + 6.6 \text{ mm} / 0.260 \text{ inches}$

Part numbers (P/N)

(informations: page 110)



Complete the part number by adding the pole size.

Type 278

centerline 5 mm / 0.197 inches

P/N 312781

	04	06	08	10	12	14	16
18	20	22	24	26	28	30	32
34	36	38	40	42	44	46	48

-  Standard pole sizes
-  Available on demand. Minimum order quantity 5000 pieces per item.